


Can-Can and the Kittens




Ken is Ned's kind dad.
Ken sits at his desk.




Can-Can the cat has 2 kittens!



Can-Can hid the kittens.
She kept the kittens in the sand.



Ken asks Can-Can the cat,
"Can I pat the kittens?"















Ken pats the kittens. He is kind.
Can-Can asks Ken,
"Can the kittens nap in the desk?"



Can-Can kept the kittens
in Ken's desk.

Lesson 7, Target letter: k

Word List







1		Ken	
2		desk	
3		kitten	
4		kept	
5		ask	
6		kind	
7		hid	
8		the	
9		pat	
10		cat	
11		can	
12		sand	





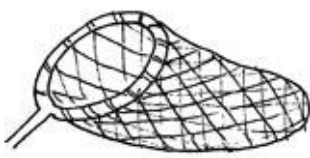




Lesson 7, Target letter: k



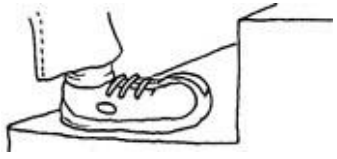






Game: Happy Families (Go Fish)










Preparation: Cut out and glue the cards onto heavy paper, lamination optional.

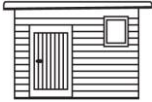





To play: Shuffle the cards. Deal each player four cards and put the remaining pile of cards face down in the middle. Players try to assemble families of four cards by asking the other player(s) for the card they want by name (example: "Do you have "hen" from the H family?") If the player gets what s/he requested, she gets another turn. If not, the other player says, "No, Go Fish" and the first player draws a card from the pile. Lay down each family of four cards as it is assembled; the learner should read the 4 words and state their meanings. Play until all the cards are laid out in families. The player with the most families wins. (Try to let the learner outsmart you.)

<p>†</p> <p><u>test</u></p> <p>tin tent tap</p> 	<p>†</p> <p><u>tin</u></p> <p>test tent tap</p> 	<p>†</p> <p><u>tent</u></p> <p>tap tin test</p> 
<p>†</p> <p><u>tap</u></p> <p>tin tent test</p> 	<p>p</p> <p><u>pins</u></p> <p>pit pan pets</p> 	<p>p</p> <p><u>pit</u></p> <p>pins pan pets</p> 

<p>p</p> <p><u>pan</u></p> <p>pit pins pets</p> 	<p>p</p> <p><u>pets</u></p> <p>pit pan pins</p> 	<p>n</p> <p><u>nest</u></p> <p>nap net Nan</p> 
<p>n</p> <p><u>nap</u></p> <p>nest net Nan</p> 	<p>n</p> <p><u>net</u></p> <p>nap nest Nan</p> 	<p>n</p> <p><u>Nan</u></p> <p>nap net nest</p> 
<p>d</p> <p><u>dad</u></p> <p>desk did Dan</p> 	<p>d</p> <p><u>desk</u></p> <p>dad did Dan</p> 	<p>d</p> <p><u>did</u></p> <p>desk dad Dan</p> 

<p>d</p> <p><u>Dan</u></p> <p>desk did dad</p> 	<p>s</p> <p><u>sit</u></p> <p>step sand spin</p> 	<p>s</p> <p><u>step</u></p> <p>sit sand spin</p> 
<p>s</p> <p><u>sand</u></p> <p>step sit spin</p> 	<p>s</p> <p><u>spin</u></p> <p>step sand sit</p> 	<p>k</p> <p><u>kitten</u></p> <p>kept Ken kind</p> 
<p>k</p> <p><u>kept</u></p> <p>kitten Ken kind</p> 	<p>k</p> <p><u>Ken</u></p> <p>kept kitten kind</p> 	<p>k</p> <p><u>kind</u></p> <p>kept Ken kitten</p> 

<p>c</p> <p><u>cat</u></p> <p>cap can't Can-Can</p> 	<p>c</p> <p><u>cap</u></p> <p>cat can't Can-Can</p> 	<p>c</p> <p><u>can't</u></p> <p>cap cat Can-Can</p> 
<p>c</p> <p><u>Can-Can</u></p> <p>cap can't cat</p> 	<p>h</p> <p><u>hand</u></p> <p>hen hid hat</p> 	<p>h</p> <p><u>hen</u></p> <p>hand hid hat</p> 
<p>h</p> <p><u>hid</u></p> <p>hen hand hat</p> 	<p>h</p> <p><u>hat</u></p> <p>hen hid hand</p> 	<p>sh</p> <p><u>she</u></p> <p>shed ship shin</p> 

<p>sh</p> <p><u>shed</u></p> <p>she ship shin</p> 	<p>sh</p> <p><u>ship</u></p> <p>shed she shin</p> 	<p>sh</p> <p><u>shin</u></p> <p>shed ship she</p> 
<p>th</p> <p><u>the</u></p> <p>this that path</p> 	<p>th</p> <p><u>this</u></p> <p>that path the</p> 	<p>th</p> <p><u>that</u></p> <p>the this path</p> 
<p>th</p> <p><u>path</u></p> <p>this that the</p> 