

Installing The English Club™ app (on Apple & Android)

Free on Apple, 3 shekels/\$1 on Android from Google Play Store


Install The English Club app on Apple or Android smartphones and tablets. The app and the first two levels are always free, so you can download it and try it out. Now we have also made the rest of the levels as free as possible during the Covid-19 crisis to make it possible to use the app for distance learning.


On your mobile device:

- You need an account (username, password) to download apps from the Apple App Store or Google Play Store.
- Connect to a stable Wi-Fi connection. (Tap Settings  or similar; verify that there is a name next to Wi-Fi.)


Android: Tap the **Google Play store** icon 

Apple: Tap the **App Store** icon 

- Search for **The English Club**. Tap on **The English Club** - Fern Levitt
- Tap on the icon for **Install**, and watch the progress marker complete the download
- Tap **Open**
- Tap **Confirm** if you are willing to share anonymous data to help improve the app
- Nell invites you to choose among **English, Hebrew, Arabic, or Spanish** – the available learners' languages
 - Tap the **language** that your English learners understand. The app "talks" to learners in this language, displays translations of the stories and words, and plays aloud all explanations.
 - Tap **Download** to confirm.
- The first two levels in the chosen language download, free.
- To install more of the 50 levels, tap the **Store** icon  in the lower right corner of the screen.

- Download the rest of the 50 levels - tap the **Gold Pack** on the wall shelf .
Enter your username and password to authorize the purchase.
(Now free in Apple App Store, 3 NIS or \$1 in Google Play Store).

- Optional, for schools with tablets or families with multiple children who need to use one device:

Tap the **Multi-User Pack**  to purchase the Multi-User Login feature. This turns on Add Users and Log-In in the app, and enables an unlimited number of learners to share one device in turn. Each learner's progress, clue words, medals and points are tracked separately. It costs about 53-58 NIS depending on the exchange rate (\$15 US).

Enable Microphone: To make it possible for the learners to record themselves in the story of each lesson, go into the app settings and permit the app to access your device's microphone (which may be blocked by default to protect user privacy.)

Device Volume: To adjust volume on your mobile device, look for Settings > Device > Sound > Volume (Music, video, games, and other media.) or similar. Earphones make sounds clear and easy for the learner to imitate, and enable use in class or a group without disturbing other learners.

Feedback: I will be happy to hear from you! Please send your feedback to me at flevitt@mindspring.com.